


SureSwitch™ Multi-Volt Contactor

49M11-843

Multi-Volt design replaces
single-phase contactors in A/C
and refrigeration



Complexity Reduction:

Multi-Voltage coil reduces truck stock and saves time

Service air conditioning and refrigeration applications for 24/120/208/240V



Increased Reliability:

5x traditional contactor life, 1M+ cycles

Totally sealed switch keeps out ants, pests, and debris

Patented microprocessor control inhibits arcing that causes welding and pitting

Ideal for high cycle rate systems or applications

Zero chatter latching relay

5 Year limited warranty



Compressor Protection:

Short cycle timer prevents oil pressure stress on compressor

Brownout protection avoids low voltage stress on compressor

Ideal for applications with unstable or low supply voltage

DID YOU KNOW?

The Multi-Volt coil design allows the SureSwitch to replace the following 1 and 1-1/2 pole, plus most 2 pole contactors.


COIL VOLTAGE	FLA
24 VAC 50/60Hz - 1Φ	30A
24 VAC 50/60Hz - 1Φ	40A
120 VAC 50/60Hz - 1Φ	30A
120 VAC 50/60Hz - 1Φ	40A
208/240 VAC 50/60Hz - 1Φ	30A
208/240 VAC 50/60Hz - 1Φ	40A

SureSwitch™ Multi-Volt Contactor Upgrade

Universal multi-voltage electronic replacement for definite purpose contactors

SEALED RELAY CONSTRUCTION

The internal compressor relay is completely sealed from insects and debris.




THE SURESWITCH PROVIDES 5X LONGER CONTACTOR LIFE

The SureSwitch uses microprocessor controlled switching algorithms that reduce arcing, virtually eliminating contact pitting and welding.



TRADITIONAL CONTACTORS
after 300k cycles



SURESWITCH
after one million cycles

SPECIFICATIONS:

Electrical Ratings

Line voltage input 120/208/240 VAC, 50/60 Hz
 Full load amperes(FLA) 40A
 Locked rotor amperes (LRA) 200A
 Control (Coil) voltage (Y-C) 24 VAC, 50/60 Hz
 (Line-C) 120/208/240VAC, 50/60 Hz

For 2 Pole applications if local electrical codes are met

Coil Terminals

1/4" male QC's accepting #12-24 AWG wire

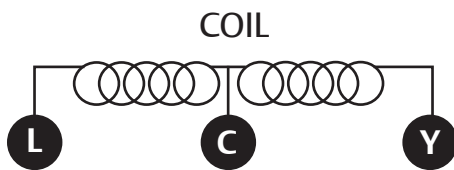
Dimensions

2-3/4" W x 2-3/8" H x 3-7/8" L

Agency

UL Recognized to UL60730-1

TERMINAL DESIGNATIONS:

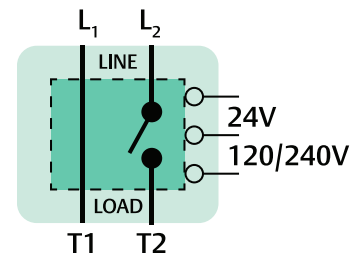
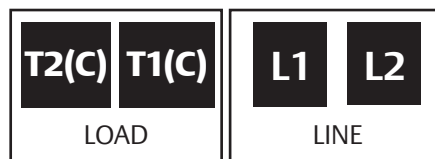


Coil Details

For voltage over 100 VAC: Connect line level control voltage to "Line", connect neutral or opposite leg to "Common."

For class 2 24VAC: Connect 24V control voltage to "Y", connect 24V ground to "Common."

LUGS



1/4" QUICK CONNECT FOR ACCESSORIES

- Hard Start
- Crank case heater
- Capacitor
- Fan Common

LED FLASH CODES

Slow Green	Standby
Solid Green	Normal
Fast Green	Delay
Green/Red	Low Line Voltage
Green/Yellow/Red	Test